

Step by Step Guide to the Bay Area Older Adults (BAO) website

NAVIGATING THE WEBSITE

1. Go to www.bayareaolderadults.org : this is the home page of the website
 In the middle of the page, there is a choice of six main categories of activities covered by the website (see below).




These categories are repeated at the top of each and every page of the website as shown below.



2. Please click the **OUTDOORS** button to find outdoors activities (see orange arrow and orange box above). Now we arrive at a choice of clickable buttons in the middle of the page that allow you to search by geographic area. Currently the website covers the South Bay (Santa Clara County), East Bay (Alameda County) and The Peninsula (San Mateo County) (please see below).

Outdoors

PLEASE SELECT
A REGION IN THE
SF BAY AREA TO
EXPLORE




You also have these geographic choices at the top left corner of each and every page of the website in the orange box (see below). Use the drop down menu to change the region or narrow your search to a particular city.

DONATE NOW »

Choose a Region ▾

Choose a City ▾

3. Please click the **SOUTH BAY** button to find outdoors activities in the South Bay (Santa Clara County).

- WALKS »**
 - Parks
 - Gardens 
 - Wildlife
 - Tours
- WATER »**
 - Swimming
 - Boating
 - Fishing
- BICYCLE »**
 - Trails
- EQUESTRIAN »**
 - Trails
 - Tours
 - Clubs
 - Lessons
- OTHER »**
 - Gardening
 - Golf
 - Lawn Bowling

Once you have chosen the main activity category and the geographical area, the left hand side of the webpage shows you all the choices you have for the activities that match the category (please see this to the left).

So for the outdoors, we have choices of activities related to walking, water, bicycles, horseback riding and “other”.

Let’s look under walks- here we have a choice of walks in the park, gardens, walks with wildlife and walking tours.

4. Please click on the word “**Gardens**” (see orange arrow).

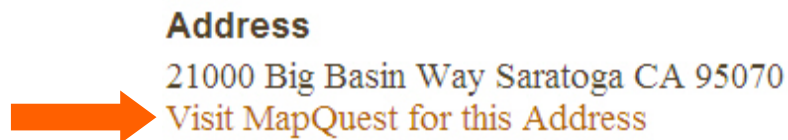
Now you will see a list of all the gardens in the south bay with the name of the garden and, in parentheses, the city in which it is located. You also get a brief description of each garden to make it easier for you to find one you are interested in.

5. Scroll down the list of gardens to find the “**Hakone Japanese Garden**” in Saratoga. For even more information about the Hakone Japanese Garden, please click on the words

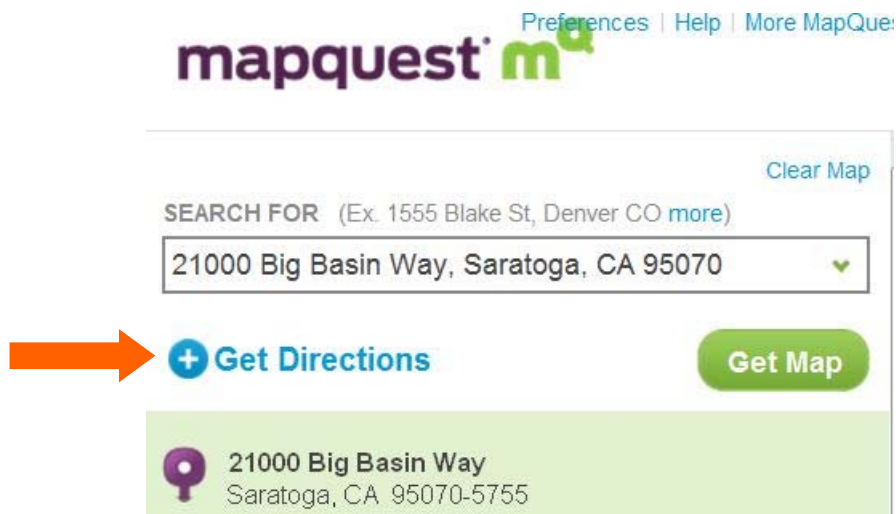
LEARN MORE

This takes you to what we call an “Activity Page” that has the detailed information about the activity including hours of operation, food and water availability, schedule, fees, disabled access, directions using MapQuest and contact information.

6. For directions to the garden, click on the words “**Visit MapQuest for this Address**” (please see orange arrow below).




This will open up a new, separate window that looks like the picture below.



The address for Hakone Japanese Garden is in the white box.

7. Please click on the words “**Get Directions**” (see arrow above).

8. Now you can enter your starting location, for instance, your home address. Please include your street address, city, state and zip code. This will give you the driving directions to the garden.



9. To get even more information about the activity, please click on the **GET FULL REVIEW** button in the bottom right hand corner of the page.

GET FULL REVIEW

Not all activities have full reviews at this time. The full review for Hakone Japanese Garden has more details about how to find the garden entrance, picnic area, what types of plants and flower you can expect to see, the steepness of the steps to certain areas of the garden, views from the hill and other information.

PARTICIPATING IN THE BAY AREA OLDER ADULT COMMUNITY


We invite you to share your experiences and make recommendations by making comments about each activity you have visited to help others considering a visit.

10. To the left of the GET FULL REVIEW button is a **POST A COMMENT** button. Examples of comments include “Be careful on Rancho San Antonio trails in the winter because it can get very muddy” or “My favorite yoga teacher at the Yoga Center is Carol Rosenbloom” or “The best time to go to the Chabot Space and Science Museum is in the afternoon when it is less busy”. In order to keep the comments safe and helpful, we ask that you join the Bay Area Older Adult (BAO) community.

11. Join the BAO community

Anyone can join BAO and membership is FREE. Members get member-only discounts such as 20% of Bay Area Nature magazine and free yoga classes. Each month, BAO sends you a newsletter with a list of fun and healthy group events so you can explore new places in your community and meet new friends with similar interests.

12. Joining BAO is easy. You can become a member by clicking on the **LOGIN/JOIN** button on the top right hand corner of the page (please see orange arrow below).



13. You will be sent to this page where you can click on the words “**register here**” (please see orange arrow below).

New Member Registration

To become a member please register here.



This will take you to the registration page. All you need to register is to share four pieces of information with us (highlighted in orange on the next page).

1. A working email address (one that you use regularly)
2. A password
3. Your first and last name
4. Your zip code

The email address is what we use to email you BAO member discounts and send you the monthly newsletter. Any other information that you provide us is voluntary and will help us to better serve you. The information that you share with us is kept private as per our privacy policy.

Member registration

To become a member please fill out the information below. The asterisk (*) indicates that it is a required field. Please click SUBMIT when you are finished.

Email Address*	<input type="text"/>
Confirm Email Address*	<input type="text"/>
Password*	<input type="text"/> (6+ characters)
Confirm Password*	<input type="text"/>
First Name*	<input type="text"/>
Last Name*	<input type="text"/>

Referred By

Please Send Me

Email reminders for my calendar events

Information about discounts offered to BAO members ←


Street Address

City

State/Province

Zip/Postal Code* ←

14. To see a listing of monthly group events, please click on the FORUM button (please see orange arrow below).



CONTACT BAY AREA OLDER ADULTS

15. If you want to contact us, please email info@bayareaolderadults.org or click on the orange **YOUR FEEDBACK** button in the upper right hand corner of the webpage.

YOUR FEEDBACK »